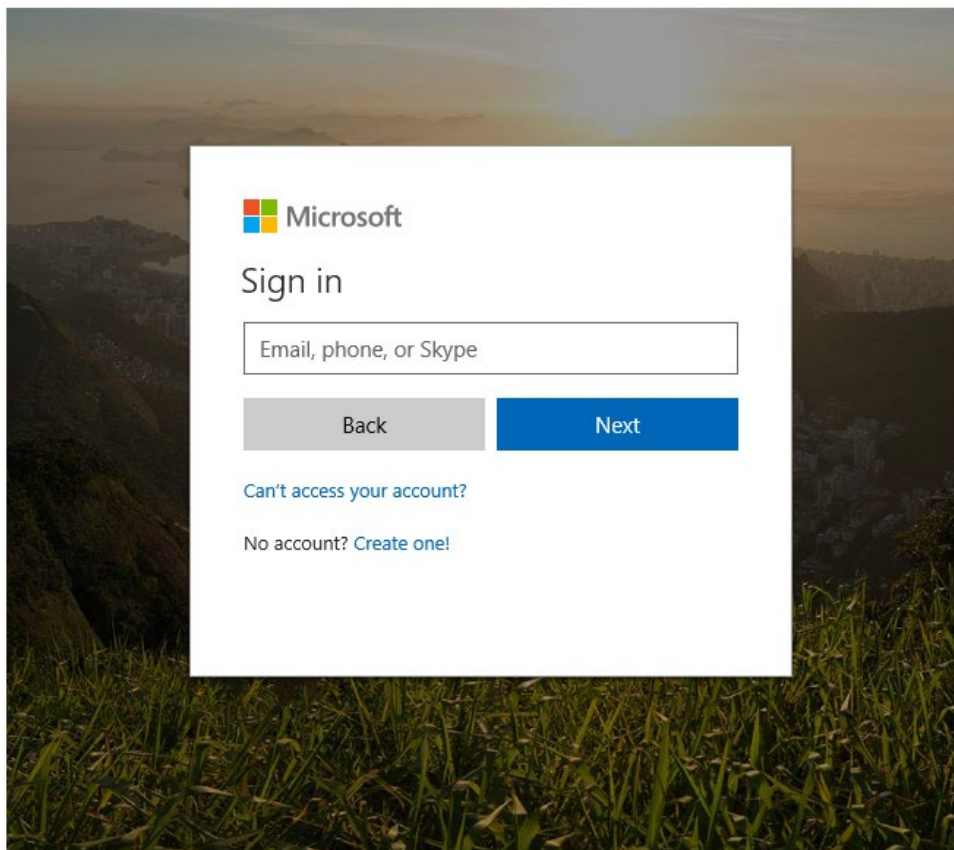


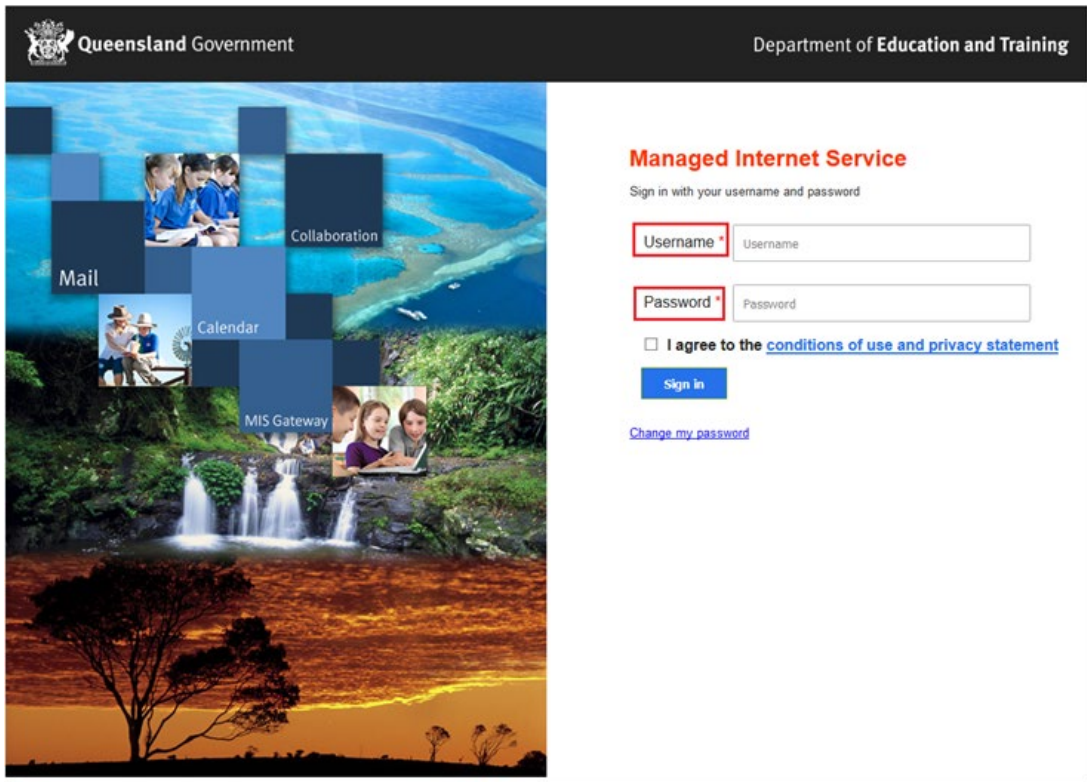
Download, update to and install Office 365

Important Information: This is not available to download from School. It must be done from home.


1. **Open** internet browser and **navigate to** <http://office.com>
2. In the top right corner **click** on "Sign in"
3. In the Username field, **type** in your School email address (e.g. jsmith1@eq.edu.au) and **click** next".



4. You will be prompted for your username and password on the online authentication page. Type your username and password.
5. **Click** Login



- In the top right corner, click on the "Install office apps" then "Office O365", if you cannot see this install button; please contact the school for assistance.



- A pop up message will appear prompting you to run or save the .exe file. Ensure that the source (from) is as per below - c2rsetup.officeapps.live.com.
- Click** on 'Save'. The file will automatically begin to download.

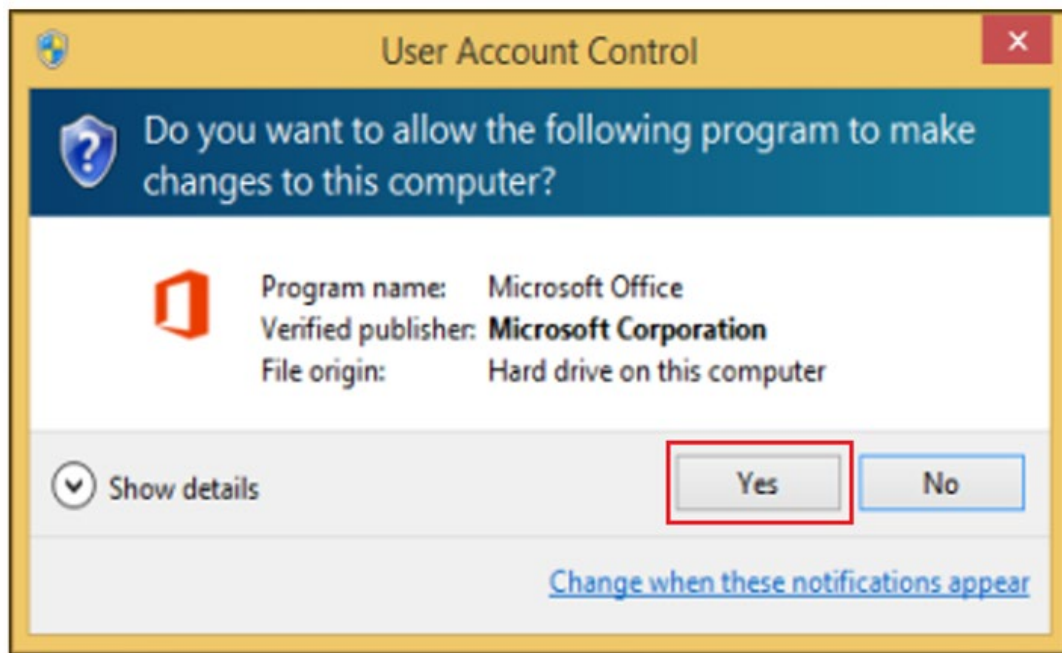


9. When the file has completed downloading, **Click** on 'Run'.




Please note this file is approx. 2gb in size and may take a while to download depending on your internet speed.

10. You will be prompted with a message to make changes to your computer. Select 'Yes'.



11. Office will start downloading.




You will also see the office icon pop up on the task bar.

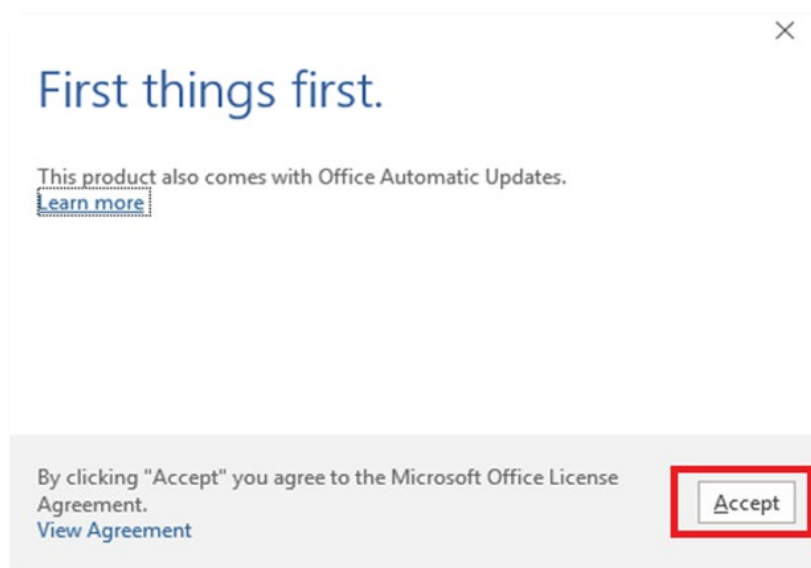


12. Office 365 will start to install onto your computer, wait for this to finish.

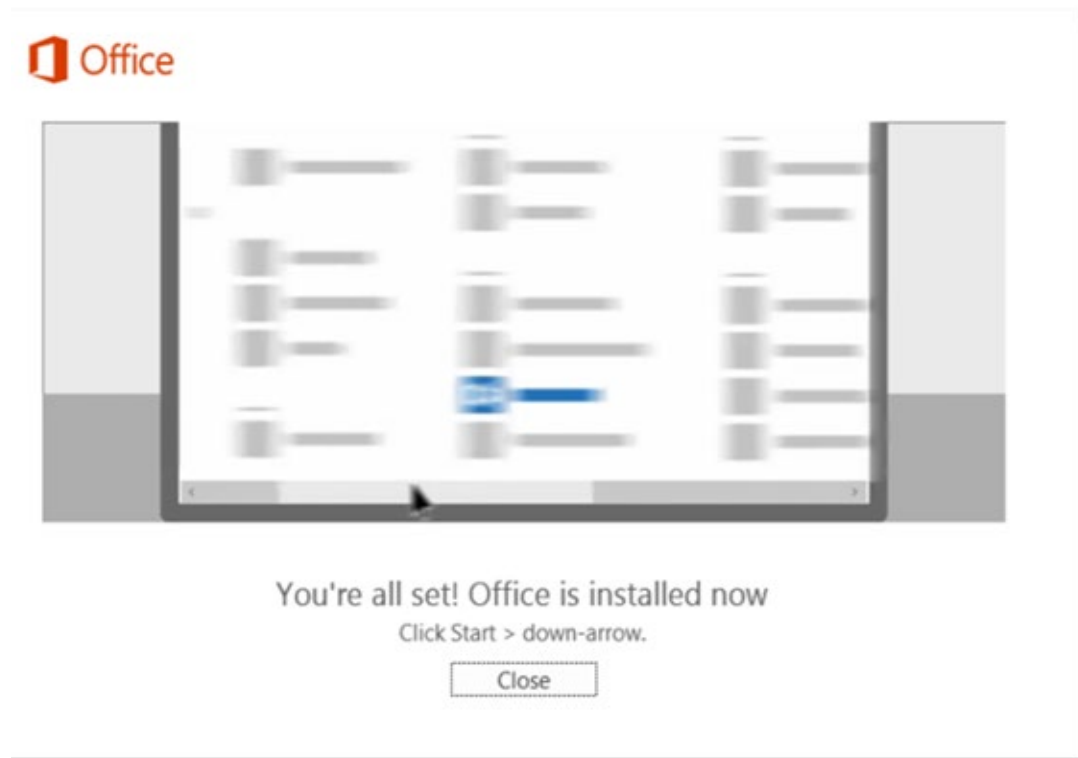
Note: You may be prompted to close all Microsoft applications if they are still open.



13. You will be prompted with the Microsoft Office License Agreement. View Agreement and click "Accept"



14. After Office 365 finishes installing, a message will appear to inform you it has completed. Click 'Close'.



After you click close, we recommend restarting your computer to ensure all changes have applied successfully.

When you start an Office app that is not activated, you will be prompted to sign in to Office. Be sure to sign in using your @eq (school email address)

Your Microsoft Office 365 software is now ready for you to use. This software is only for personal devices and will remain available as long as you are a Queensland state school student.